

# NOTARISBAROMETER

## VASTGOED



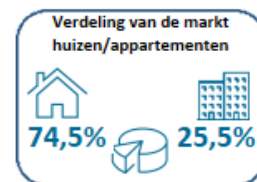
WWW.NOTARIS.BE

# 2019


Barometer 43

2019 was het drukste jaar ooit op de Belgische vastgoedmarkt: in vergelijking met 2018 waren er 8,9% meer vastgoedtransacties in ons land. In de drie regio's viel er een stijging van het aantal transacties te noteren: +10,8% in Vlaanderen, +6,3% in Brussel en +6% in Wallonië. Een woonhuis in ons land kostte in 2019 gemiddeld 262.196 euro, een prijsstijging van +4,2% in vergelijking met 2018. Een appartement kostte in 2019 gemiddeld 228.566 euro, een prijsstijging van +4% in vergelijking met 2018.

### België

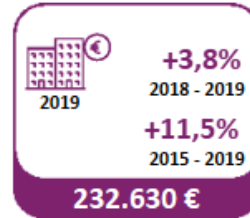

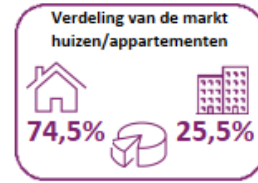
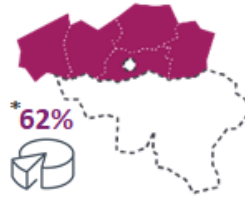
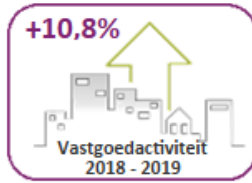


Verdeling van het vastgoedvolume in België :

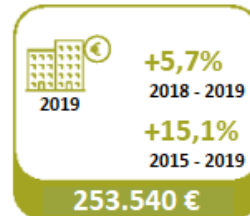
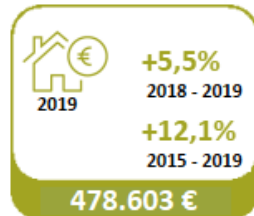
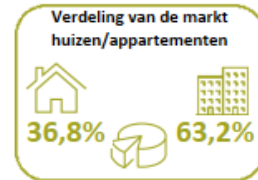
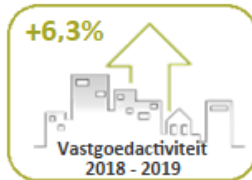


Inflatie 2015 - 2019 : **7,7%**




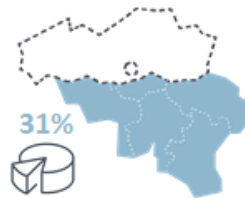
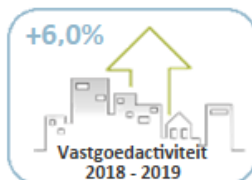
## Vlaanderen



## Brussel



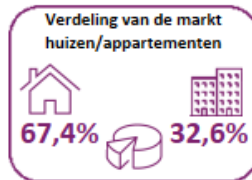
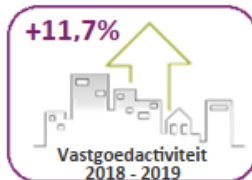


## Wallonië



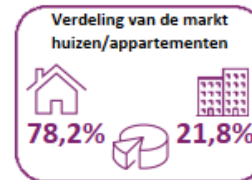
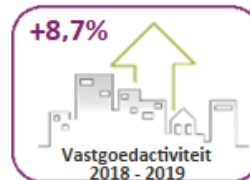


## Vlaamse provincies



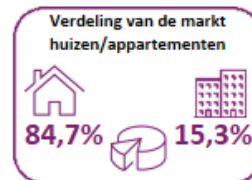
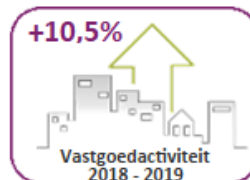
### Antwerpen






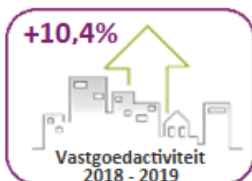
### Limburg






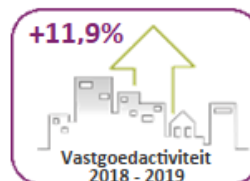
### Oost-Vlaanderen



### Vlaams-Brabant

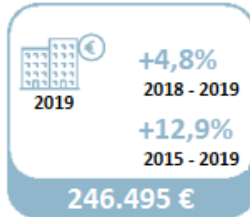
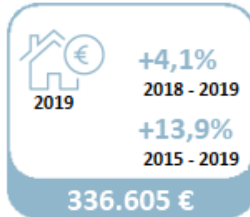



### West-Vlaanderen




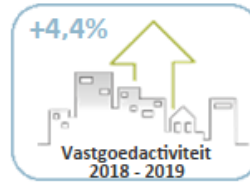


## Waalse provincies



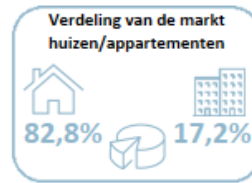
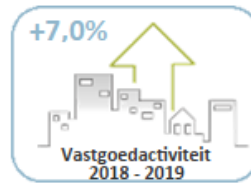
### Waals-Brabant



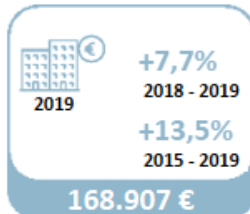

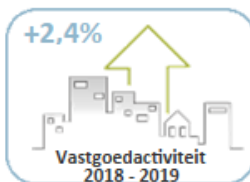
### Henegouwen



### Luik



### Luxemburg



### Namen

